

SPECIFICATIONS

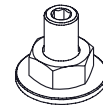
Max. operating pressure:	See table
Rated flow:	See table
Weight:	1,66/3,60 kg (3,65/8 lbs)
Contamination class to ISO 4406:	See technical spec.
MTF _d :	150 - 1200 years: See technical spec.

NOTES

Regulation: STANDARD

For other configurations/quick codes not available in this catalogue page please consult factory

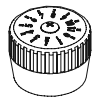
OPTIONS



Screw and locknut

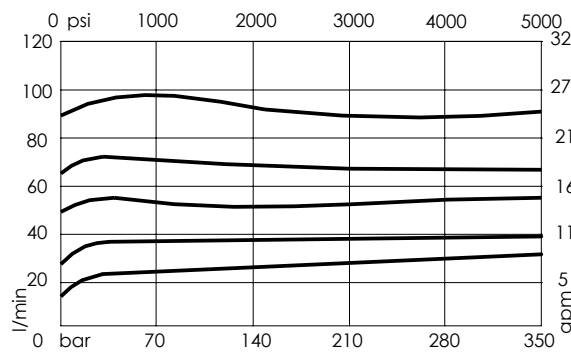


Handknob and locknut



Graduated handknob

CURVES



ORDERING CODES

Quick code	Description	Ports	Manifold	Max. pressure	Max. inlet flow	Max. regulated flow	Options
MF000042	MFST-090-RVTR-90-G34-N210	E,R: G 3/4"	Aluminium	210 bar (3000 psi)	90 l/min (24 gpm)	90 l/min (24 gpm)	Handknob and locknut
MF000234	MFST-090-RHTR-90-G34-N210	E,R: G 3/4"	Aluminium	210 bar (3000 psi)	90 l/min (24 gpm)	90 l/min (24 gpm)	Screw and locknut
MF000235	MFST-090-RMTR-90-G34-N210	E,R: G 3/4"	Aluminium	210 bar (3000 psi)	90 l/min (24 gpm)	90 l/min (24 gpm)	Graduated and locknut
MF000139	MFST-090-RVTR-90-G34-N350	E,R: G 3/4"	Steel	350 bar (5000 psi)	90 l/min (24 gpm)	90 l/min (24 gpm)	Handknob and locknut
MF000236	MFST-090-RHTR-90-G34-N350	E,R: G 3/4"	Steel	350 bar (5000 psi)	90 l/min (24 gpm)	90 l/min (24 gpm)	Screw and locknut
MF000237	MFST-090-RMTR-90-G34-N350	E,R: G 3/4"	Steel	350 bar (5000 psi)	90 l/min (24 gpm)	90 l/min (24 gpm)	Graduated and locknut