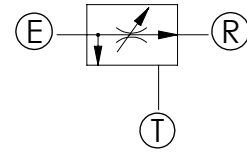


Dimensions: mm [inches]



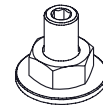
SPECIFICATIONS

Max. operating pressure:	See table
Rated flow:	See table
Weight:	1,13/2,5 kg (2,5/5,5 lbs)
Contamination class to ISO 4406:	See technical spec.
MTF _d :	150 years

NOTES

Regulation: FINE
 For other configurations/quick codes not available in this catalogue page please consult factory

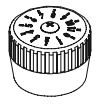
OPTIONS



Screw and locknut

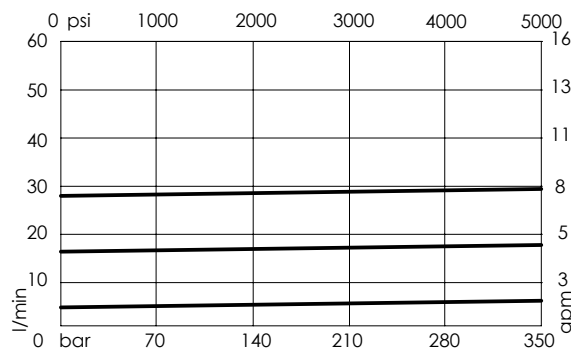


Handknob and locknut



Graduated handknob

CURVES



ORDERING CODES

Quick code	Description	Ports	Manifold	Max. pressure	Max. inlet flow	Max. regulated flow	Options
MF000008	MFCT-055-RVTR-30-G38-N210	E,R: G 3/8"	Aluminium	210 bar (3000 psi)	55 l/min (15 gpm)	30 l/min (8 gpm)	Handknob and locknut
MF000009	MFCT-055-RHTR-30-G38-N210	E,R: G 3/8"	Aluminium	210 bar (3000 psi)	55 l/min (15 gpm)	30 l/min (8 gpm)	Screw and locknut
MF000010	MFCT-055-RMTR-30-G38-N210	E,R: G 3/8"	Aluminium	210 bar (3000 psi)	55 l/min (15 gpm)	30 l/min (8 gpm)	Graduated handknob
MF000089	MFCT-055-RVSR-30-G38-N350	E,R: G 3/8"	Steel	350 bar (5000 psi)	55 l/min (15 gpm)	30 l/min (8 gpm)	Handknob and locknut
MF000090	MFCT-055-RHSR-30-G38-N350	E,R: G 3/8"	Steel	350 bar (5000 psi)	55 l/min (15 gpm)	30 l/min (8 gpm)	Screw and locknut
MF000091	MFCT-055-RMSR-30-G38-N350	E,R: G 3/8"	Steel	350 bar (5000 psi)	55 l/min (15 gpm)	30 l/min (8 gpm)	Graduated handknob